

EXTERIOR LINEAR PRO COVE QUAD

OUTDOOR LINEAR COVE FIXTURE WITH COLOR BOOSTING TECHNOLOGY AND DEDICATED COLOR TEMPERATURE CHANNEL

SPEC SHEET

HIGHLIGHTS

- Color-calibrated Quad color LEDs (8 LEDs/ft)
- Homogenous color mixing
- Selectable segment modes
- Selectable power consumption and integrated multi-range power supply unit for long fixture runs
- Hybrid power and data connector for easy daisy-chained configurations
- Rugged IP66 housing designed for permanent outdoor installations
- Low weight - 0.8 kg/ft (1.9 lbs/ft)
- Compact design - 40mm (1.57 inch) width



OVERVIEW

Martin Exterior Linear Pro Cove QUAD fixtures feature high output with color boost technology and a slim design to discreetly integrate into architectural elements, making them perfect for permanent indoor and outdoor applications. These fixtures deliver uniform light distribution at a 100 degree beam angle, full color mixing and offer a dedicated color temperature control channel, which accurately follows the black body curve. They are ideal for achieving striking, indirect lighting for coves and ceilings or any application for an even flood light is required.

KEY MESSAGES

EASE OF INSTALLATION

The slim design and low weight makes them easier to integrate into architectural elements discreetly and with less structural requirements. They have flexible change-of-beam angles for late design changes and on-site adjustments. A smart mounting plate design offers a variety of standard or custom bracket solutions.

SOPHISTICATED COLOR CONTROL

These QUAD color fixtures include logic RGB control of the RGBW engine, making it easier to mix colors when the white color is automatically calculated. Factory calibration of colors offers superior consistency and user-selectable default color temperature with the ability to set a favorite default color temperature. Fine segment control is also included for more organic and subtle color transitions.

SMART INFRASTRUCTURE

Fixtures are DMX-controllable and easy to install due to their integrated universal power supply. They can also be daisy-chained using a combined power and data connector, which enables long fixture runs and more simple infrastructures.

PREMIXED COLORS WITH COLOR BOOST

QUAD color LEDs deliver an enhanced visual appearance with homogenous color mixing and high lumen output of mixed colors. A color boosting feature is also included for full powered illumination of a single color or mixed colors, making them up to three times brighter than comparable fixtures yet boasting lower total power consumption.

EFFICIENT OPERATION

With more than 50 lm/W, Exterior Linear Pro QUAD fixtures are highly efficient. Multiple power modes (12W/10W/5W, including ASHRAE compliance) can be set via Remote Device Management (RDM) to reduce power consumption as needed.

GRANULAR LIGHTING CONTROL

An integrated 6-inch (15 cm) segment mode enables more granular lighting control for organic and subtle looks.

EXTERIOR LINEAR PRO COVE QUAD

OUTDOOR LINEAR COVE FIXTURE WITH COLOR BOOSTING TECHNOLOGY AND DEDICATED COLOR TEMPERATURE CHANNEL

SPEC SHEET

FEATURES

- Color-calibrated Quad color LEDs (8 LEDs/ft)
- Homogenous color mixing
- 100° beam angle for indirect lighting applications
- Dedicated color temperature control channel
- Selectable segment modes (1, 4 or 8 segments)
- Selectable power consumption (12W/10W/5W) per foot
- Integrated multi-range power supply unit (PSU) 100-277V for long fixture runs
- Hybrid power and data connector for easy daisy-chained configurations
- DMX and RDM control
- Integrated magnetic switch for local diagnostics
- Rugged IP66 housing designed for permanent outdoor installations
- Low weight 0.8 kg/ft (1.9 lbs/ft)
- Compact design - 40mm (1.57 inch) width



Glare Shield 4FT



Installable Connectors



End Termination Cap



Power Cable 10m



Power Cable 1m

ORDERING INFORMATION

- Exterior Linear Pro COVE QUAD 1ft.....P/N MAR-90570001
- Exterior Linear Pro COVE QUAD 4ft.....P/N MAR-90570004

RELATED ITEMS

- Martin Companion Cable.....P/N MAR-91616091
- Martin Companion Cable
(for firmware update over DMX): Free download from
www.martin.com

ACCESSORIES

- Glare shield, EL Pro 1ft set of 4.....P/N MAR-90570022
- Glare shield, EL Pro, 4ft set of 4.....P/N MAR-90570023
- Adjustable bracket EL Pro 10 pcsP/N MAR-90570025
- Flange bracket EL Pro 10 pcsP/N MAR-90570026
- Quick mount bracket EL Pro 10 pcs.....P/N MAR-90570027
- Junction Box Power DMX to PDP/N MAR-91700019
- Power DMX Cable PD PD 0.2M EUP/N MAR-91700004
- Power DMX Cable PD PD 1M EUP/N MAR-91700005
- Power DMX Cable PD PD 2.5M EUP/N MAR-91700006
- Power DMX Cable PD PD 5M EUP/N MAR-91700007
- Power DMX Cable PD PD 10M EUP/N MAR-91700008
- Power DMX Cable 100M Roll EUP/N MAR-91700009
- Power DMX Cable PD PD 0.2M USP/N MAR-91700010
- Power DMX Cable PD PD 1M USP/N MAR-91700011
- Power DMX Cable PD PD 2.5M USP/N MAR-91700012
- Power DMX Cable PD PD 5M USP/N MAR-91700013
- Power DMX Cable PD PD 10M USP/N MAR-91700014
- End termination cap PD.....P/N MAR-91700015
- Power DMX Cable 100M Roll USP/N MAR-91700016
- Field installable connector PD female.....P/N MAR-91700017
- Field installable connector PD male.....P/N MAR-91700018

EXTERIOR LINEAR PRO COVE QUAD

OUTDOOR LINEAR COVE FIXTURE WITH COLOR BOOSTING TECHNOLOGY AND DEDICATED COLOR TEMPERATURE CHANNEL

SPEC SHEET

TECHNICAL SPECIFICATIONS

DYNAMIC EFFECTS

Intensity	0 - 100%
Color mixing	RGB (white is calculated automatically)
Segment Control	0.5ft, 1 ft or full 4 ft fixture control

CONTROL AND PROGRAMMING

Control systems.....	DMX, RDM
Stand-alone control.....	Up to 20 scenes with individual fade/hold times
Control resolution	8-bit DMX individual color control
Dimmer resolution	16-bit DMX control of intensity
DMX channels 4ft.....	6/4/3/12/24 (standard/RAW/1 seg/4 seg/8 seg)
DMX channels 1ft.....	6/4/3/6 (standard/RAW/1 seg/2 seg)
User interface.....	Magnetic button to call up fixture status and test fixture
DMX compliance.....	USITT DMX512/1990
RDM compliance.....	ANSI/ESTA E1.20

OPTICS

Light source.....	QUAD color LED (8 LEDs per foot)
Minimum LED lifetime.....	50 000 hours (to >70% luminous output)*
Beam angle.....	100°
Binning.....	Tight color and flux binning
Calibration.....	Full Gamut Color Calibration (1 step MacAdam ellipse)

*Figure obtained under manufacturer's test conditions

PHOTOMETRICS

CRI (Color Rendering Index)	>70
CCT.....	2000K – 11000K (default 4000K)

Luminous output	1 FT at 12W	4 FT at 12W
FULL.....	650 lumens	2600 lumens
RED.....	290 lumens	1160 lumens
GREEN.....	580 lumens	2320 lumens
BLUE.....	120 lumens	480 lumens

*All Photometric Data measured in steady state (30 minutes warm-up time) at 25°C ambient.

CONSTRUCTION

Housing.....	Aluminum
Finish.....	Clear anodized (standard) or optional colors on request
Front.....	Clear polycarbonate
Effective Projected Area (EPA).....	0.04 m ² per ft
Protection rating.....	IP66
IK rating.....	IK08
Corrosion resistance.....	C5 High (ISO 12944-6)
Vibration resistance	1.0g, Sinusoidal (IEC 60068-2-6), 0.7g RMS Random (IEC 60068-2-64), 3.0g (ANSI C136-31)

INSTALLATION

Orientation.....	Any
Minimum distance to illuminated surfaces	0.1 m / 0.3 ft.

ELECTRICAL

Power/data in/thru.....	8-pin custom connectors
AC power.....	100-277 V nominal, 50/60 Hz
Power supply unit.....	Auto-ranging electronic switch-mode
Idle power consumption.....	1ft length :1.54 W, 4ft length: 2.30W (steady state, all LEDs at zero intensity)
Max earth leakage.....	1ft length: 0.15 mA, 4ft length: 0.21 mA
Surge protection.....	4KV
Maximum connected 4ft fixtures*	42 pcs (52 m /169 ft) @ 230V-277V
Maximum total string length (cable + fixtures*	150 m / 328 ft
Typical half-cycle RMS inrush current ..	0.35 A

* Refer to system diagram for details on fixture run limitations

TYPICAL POWER AND CURRENT

12W mode:
100-240 V, 50/60 Hz: 12 W per foot +/- 1 W, PF 0.95 +/- 0.05
277 V, 50/60 Hz: 12 W per foot +/- 1 W, PF 0.90 +/- 0.05

10W mode:
100-240 V, 50/60 Hz: 10 W per foot +/- 1 W, PF 0.95 +/- 0.05
277 V, 50/60 Hz: 10 W per foot +/- 1 W, PF 0.90 +/- 0.05

5W mode:
100-240 V, 50/60 Hz: 5 W per foot +/- 0.5W, PF 0.90 +/- 0.05
277 V, 50/60 Hz: 5 W per foot +/- 0.5W, PF 0.70 +/- 0.05

Power figures are typical, not maximum. Measurements made at nominal voltage. Allow for +/- 10% deviation. PF = Power factor.

THERMAL

Cooling.....	Convection
Maximum ambient temperature.....	45° C (113° F)*
Minimum ambient temperature.....	-30° C (-22° F)
Total heat dissipation (calculated, +/- 10%)	41 BTU/hr. per foot

*Above this temperature, the fixture regulates output to protect from overheating

APPROVALS

EU Safety.....	EN 60598-2-5 (EN 60598-1), EN 62471, EN 62493
EU EMC	EN 55015, EN 55032, EN55035, EN 61547, EN 61000-3-2, EN 61000-3-3
US Safety.....	ANSI/UL 1598
US EMC	47 CFR Part 15 Class B
Canadian Safety.....	CSA C22.2 No. 250.0
Australia/NZ.....	RCM
Global CB Certification/IECEE	IEC 60598-2-5 (IEC 60598-1)
India	BIS IS 10322[Part5/section5]

EXTERIOR LINEAR PRO COVE QUAD

OUTDOOR LINEAR COVE FIXTURE WITH COLOR BOOSTING TECHNOLOGY AND DEDICATED COLOR TEMPERATURE CHANNEL

SPEC SHEET

TECHNICAL SPECIFICATIONS

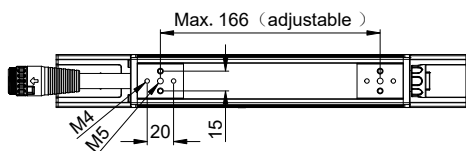
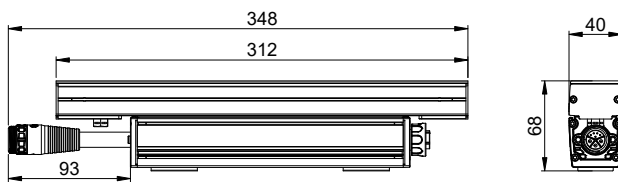
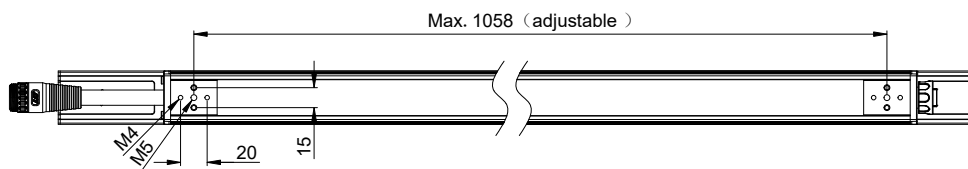
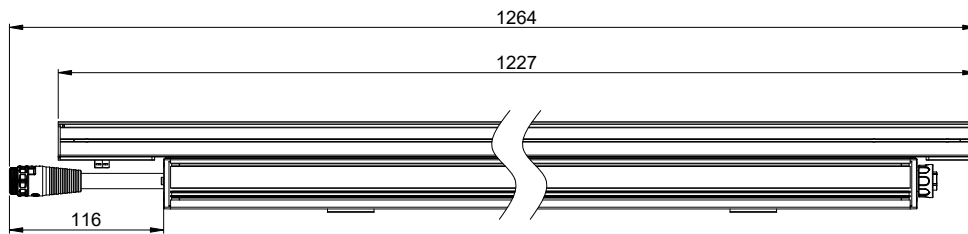
ENVIRONMENTAL

RoHS	Compliant
REACH	Compliant
WEEE	Compliant
Proposition 65	Compliant
FSC	certified cardboard inlay and outer packaging

DIMENSIONS

PHYSICAL

Length - 1 ft Version	312mm (1 ft)
Length - 4 ft Version	1227mm (4 ft)
Width	40 mm (1.57 inch.)
Height	68 mm (2.67 inch)
Weight - 1 ft Version	0.85 kg (1.9 lbs)
Weight - 4 ft Version	2.8 kg (6.2 lbs)



*Brackets must be ordered separately
All measurements in mm*