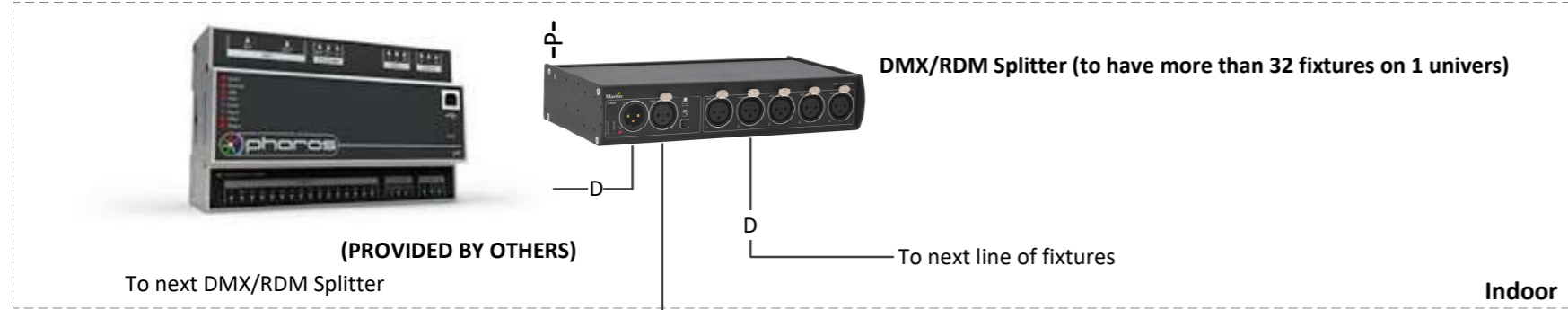


DMX Source

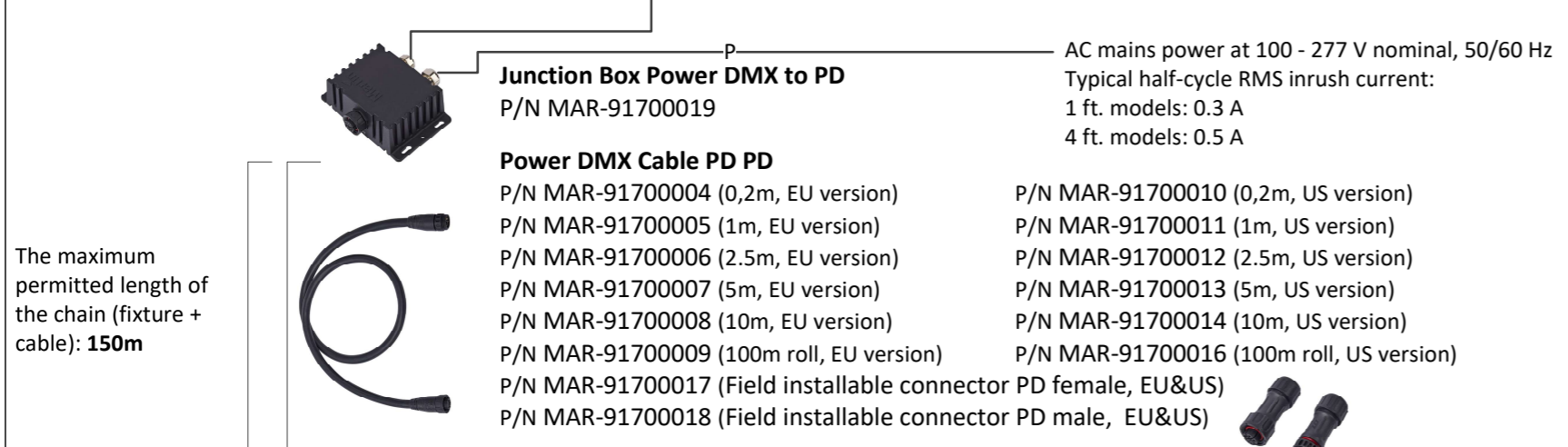
GENERIC SYSTEM DIAGRAM – EXTERIOR LINEAR PRO SERIES



DMX Channels							
	Length	RAW Mode	Std Mode	1 Seg Mode	2/4 Seg Mode*	8 Seg Mode	Fixtures/Univers
EL PRO QUAD	1 ft.	4 ch	6 ch	3 ch	6 ch	-	128/85/170/85/- pcs
EL PRO QUAD	4 ft.	4 ch	6 ch	3 ch	12 ch	24 ch	128/85/170/42/21 pcs
EL PRO CTC	1 ft.	-	3 ch	3 ch	6 ch	-	-/170/170/85/- pcs
EL PRO CTC	4 ft.	-	3 ch	3 ch	12 ch	24 ch	-/170/170/42/21 pcs

*1 ft. versions are controlled in 2 segments and 4 ft. versions are controlled in 4 segments.

Exterior Linear Pro Series generic layout

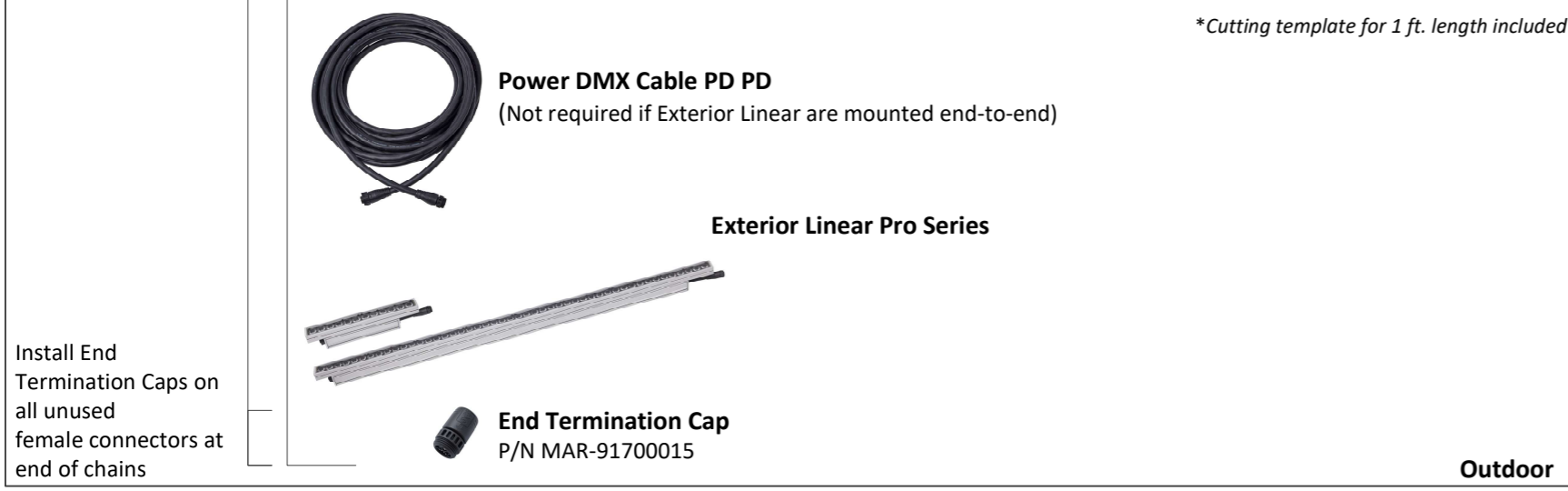


The maximum permitted length of the chain (fixture + cable): **150m**

See table for maximum permitted length of fixtures

Exterior Linear Pro Series				Length
<u>EL Pro QUAD GRAZE</u>	<u>EL Pro QUAD COVE</u>	<u>EL Pro QUAD DV</u>		1ft.
P/N MAR- 90570000	P/N MAR- 90570001	P/N MAR- 90570002		4ft.
P/N MAR- 90570003	P/N MAR- 90570004	P/N MAR- 90570005		
<u>EL Pro CTC GRAZE</u> <u>EL Pro CTC COVE</u>				Length
P/N MAR- 90570006	P/N MAR- 90570007			1ft.
P/N MAR- 90570008	P/N MAR- 90570009			4ft.
<u>Exterior Linear Pro Diffuser</u>				Length
<u>Asymm Wide</u>	<u>Asymm Narrow</u>			4ft*., Set of 6 pcs.
P/N MAR- 90570020	P/N MAR- 90570021			

*Cutting template for 1 ft. length included



Install End Termination Caps on all unused female connectors at end of chains

Voltage and DMX	Max. permitted length of									
	fixtures in chain [pcs] (12W mode)		fixtures in chain [pcs] (10W mode)		fixtures in chain [pcs] (5W mode)		full chain (Fixtures + cable)			
	Mode	1 ft.	4 ft.	Mode	1 ft.	4 ft.	Mode	1 ft.		4 ft.
110-120 V	RAW Mode:	42	24	RAW Mode:	42	30	RAW Mode:	42	42	150m (492 ft.)
	Std Mode:	42	24	Std Mode:	42	30	Std Mode:	42	42	
	1 Seg Mode:	42	24	1 Seg Mode:	42	30	1 Seg Mode:	42	42	
	2/4 Seg Mode:	42	24	2/4 Seg Mode:	42	30	2/4 Seg Mode:	42	42	
	8 Seg Mode:	42	21	8 Seg Mode:	42	21	8 Seg Mode:	42	21	
220-270 V	RAW Mode:	42	42	RAW Mode:	42	42	RAW Mode:	42	42	150m (492 ft.)
	Std Mode:	42	42	Std Mode:	42	42	Std Mode:	42	42	
	1 Seg Mode:	42	42	1 Seg Mode:	42	42	1 Seg Mode:	42	42	
	2/4 Seg Mode:	42	42	2/4 Seg Mode:	42	42	2/4 Seg Mode:	42	42	
	8 Seg Mode:	42	21	8 Seg Mode:	42	21	8 Seg Mode:	42	21	

Typical earth-leakage current: 4ft fixture: 0,21mA, 1ft fixture: 0,15 mA

Power and data connector			
Power conductors:			
	Live or L	Neutral or N	Earth or Ground
US variant	Black	White	Green
EU variant	Brown	Blue	Yellow/green
Data conductors:			
	Shield common	Data cold (-ve)	Data hot, (+ve)
All systems	Alu braid (pin 1)	Grey (pin 2)	Red (pin 3)



CABLES:
 D - DMX CABLE F - FIBER OPTIC CABLE (PROVIDED BY OTHERS) H - HYBRID CABLE (PROVIDED BY MARTIN) P - POWER CABLE

Information subject to change without notice. HARMAN Professional Denmark ApS disclaims liability for any injury, damage, direct or indirect loss, consequential or economic loss or any other loss occasioned by the use of, inability to use or reliance on the information contained in this document. Rev D – 15-01-26