


TECH NOTE

VDO Face™ 5 HB/HC

How to check firmware version, revision A, 03-08-2017



VDO Face™ 5 firmware

Before you start using your new Martin™ product, we recommend that you check that the product is running the latest firmware.

Martin™ revise product firmware each time we can make improvements or add features. To get the best performance from your product, we recommend that you check the support page for your product on the Martin™ website at www.martin.com when the product is new and from time to time during the product's lifetime. If a new firmware version becomes available, update your product following the instructions in the product's user documentation.

Martin™ firmware and user documentation are available on the Martin™ website.

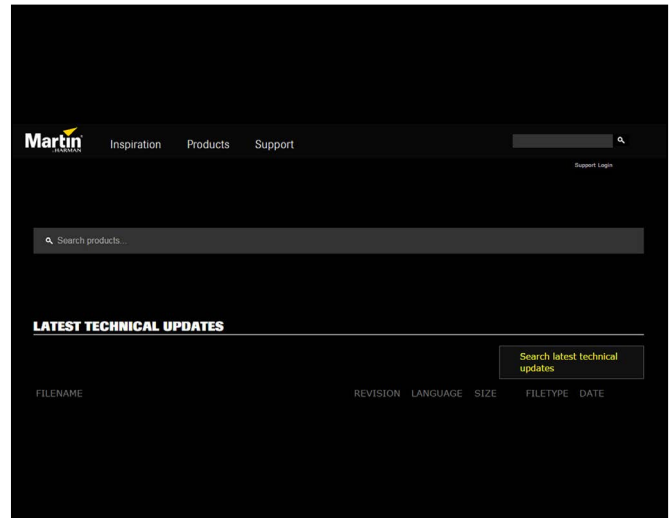


Figure 1: Martin™ website

How to check firmware version?

Press the test button on the backside of the screen until you see the information displayed. The firmware version is displayed in upper-left corner.

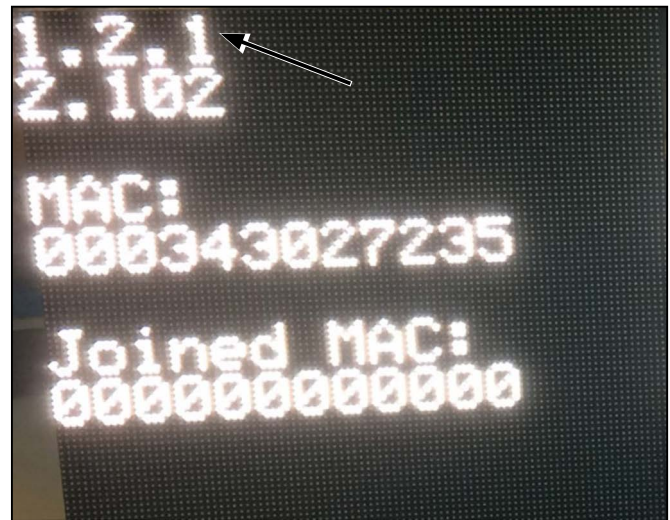


Figure 2: Firmware version

When VDO Face™ 5 is connected to a P3 controller, you can see the firmware version.

Click on the name of the fixture (1) and then the firmware version is visible in the device properties pane (2).

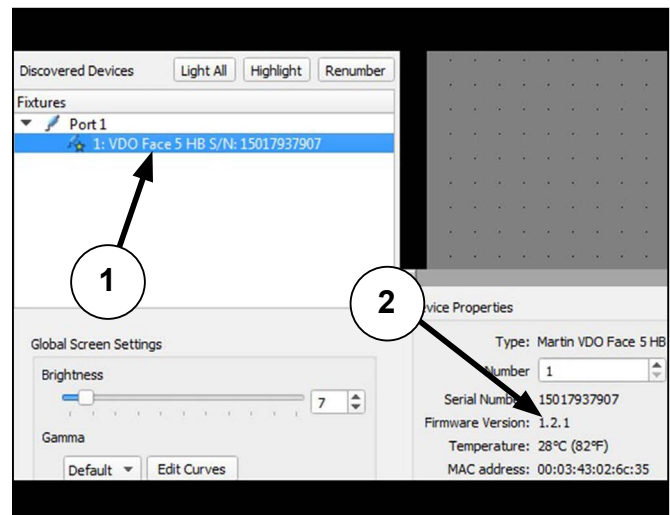


Figure 3: Updating firmware

© 2013-2017 Martin Professional™ ApS. Information subject to change without notice. Martin Professional™ and all affiliated companies disclaim liability for any injury, damage, direct or indirect loss, consequential or economic loss or any other loss occasioned by the use of, inability to use or reliance on the information contained in this document. Martin™, Harman™ and all other trademarks in this document pertaining to services or products by Martin Professional™ or its affiliates and subsidiaries are registered as the property of Harman International Industries.

Martin Professional • Olof Palmes Allé 18 • 8200 Aarhus N • Denmark • www.martin.com