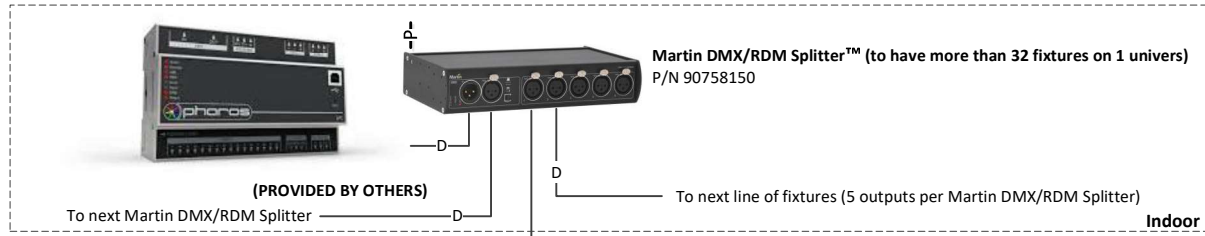


GENERIC SYSTEM DIAGRAM – EXTERIOR LINEAR SERIES



DMX Source

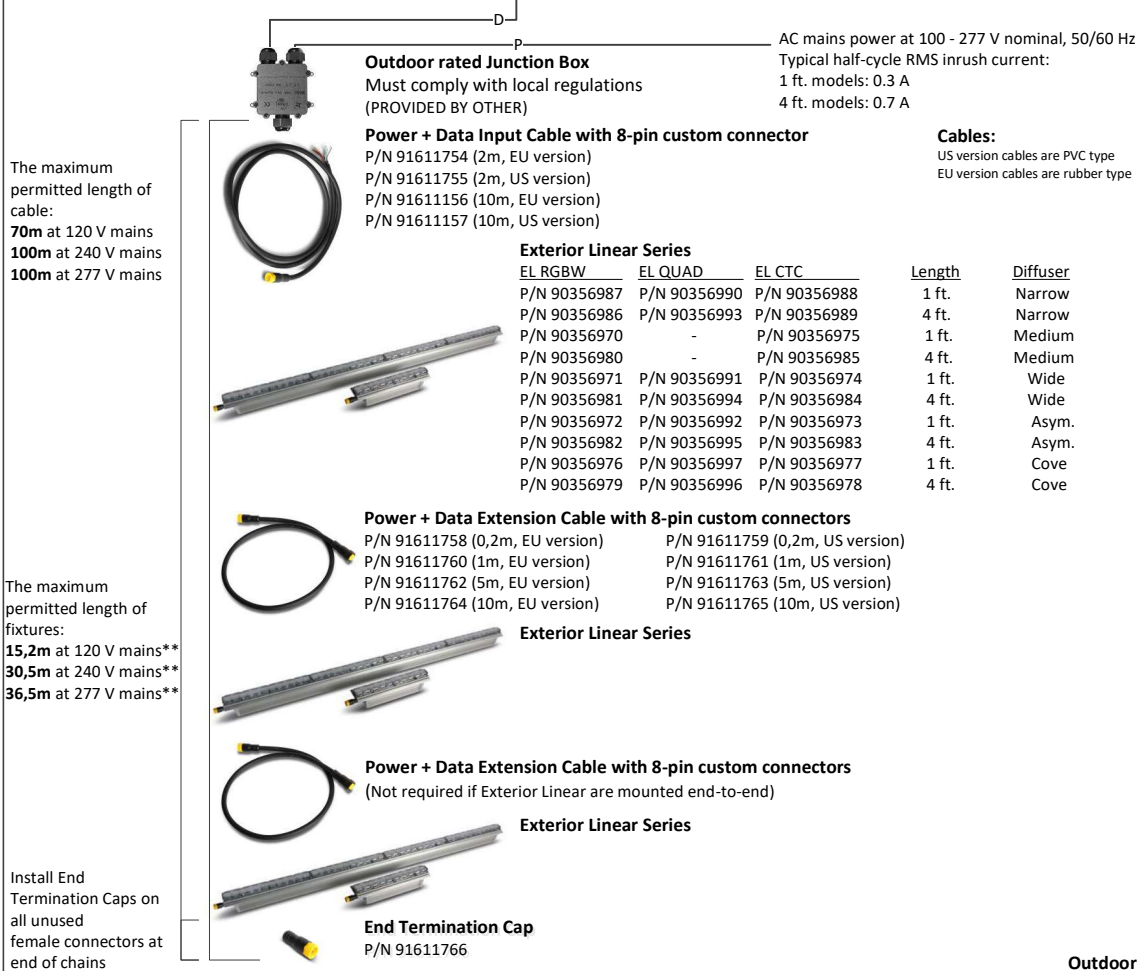


DMX Channels

	Std Mode	Ext Mode	CTC Mode	Ext CTC Mode	Length	Fixtures/Univers
EL RGBW	4 ch	-	-	-	1 ft.	128 pcs
EL RGBW	4 ch	16 ch*	-	-	4 ft.	128/32 pcs
EL QUAD	4 ch	-	-	-	1 ft.	128 pcs
EL QUAD	4 ch	16 ch*	-	-	4 ft.	128/32 pcs
EL CTC	2 ch	-	3 ch	-	1 ft.	256/170 pcs
EL CTC	2 ch	8 ch*	3 ch	12 ch*	4 ft.	128/32/170/42 pcs

*Use extended mode for 1 ft. segment control

Exterior Linear Series generic layout



The maximum permitted length of cable:
70m at 120 V mains
100m at 240 V mains
100m at 277 V mains

The maximum permitted length of fixtures:
15,2m at 120 V mains**
30,5m at 240 V mains**
36,5m at 277 V mains**

Voltage	Max. permitted length of		Increase in max. permitted total length of cable if total length of fixtures is reduced
	fixtures in chain	cable in chain	
110-120 V	15,2m (50 ft.)**	70m (230 ft.)	For every 1,5m (5 ft.) of fixtures that you remove from the 15.2m (50 ft.) maximum total length of fixtures in the chain, you can add 10m (32 ft.) of cable to the 70m (230 ft.) maximum permitted total length of cable in the chain.
220-240 V	30,5m (100 ft.)**	100m (328 ft.)	For every 3m (10 ft.) of fixtures that you remove from the 30.5m (100 ft.) maximum total length of fixtures in the chain, you can add 10m (32 ft.) of cable to the 100m (328 ft.) maximum permitted total length of cable in the chain.
270 V	36,5m (120 ft.)**	100m (328 ft.)	For every 3m (10 ft.) of fixtures that you remove from the 36.5m (120 ft.) maximum total length of fixtures in the chain, you can add 10m (32 ft.) of cable to the 100m (328 ft.) maximum permitted total length of cable in the chain.

Typical earth-leakage current: 4ft fixture: 0,50 mA, 1ft fixture: 0,15 mA

**Consult local regulations to determine maximum fixture runs

Power and data connector

Power conductors:

	Live or L	Neutral or N	Earth or Ground
US variant	Black	White	Green
EU variant	Brown	Blue	Yellow/green

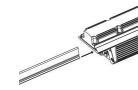
Data conductors:

	Shield common	Data 1 cold (-ve)	Data 1 hot, (+ve)	Data 2 cold (-ve)***	Data 2 hot, (+ve)***
All systems	Copper braid (pin 1)	Red (pin 2)	Grey (pin 3)	Green (pin 4)	White (pin 5)

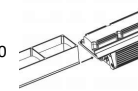
*** Both DMX and RDM signals are carried on Data 1 conductors. Data 2 connections are optional.

Accessories:

Exterior Linear 300 Series Glare Shield, set of 4, P/N 91611752
Exterior Linear 1200 Series Glare Shield, set of 4, P/N 91611753



Exterior Linear 310/1210 QUAD Graze Louvre, set of 4, P/N 91611850



CABLES:
D - DMX CABLE F - FIBER OPTIC CABLE (PROVIDED BY OTHERS) H - HYBRID CABLE (PROVIDED BY MARTIN) P - POWER CABLE

Information subject to change without notice. HARMAN Professional Denmark ApS disclaims liability for any injury, damage, direct or indirect loss, consequential or economic loss or any other loss occasioned by the use of, inability to use or reliance on the information contained in this document. Rev C-25-08-22