

# GENERIC SYSTEM DIAGRAM – VC-DOT 9 WITH P3 CONTROL (PowerPort 1500)



## P3 Controllers



- Up to 20,736 pixels
- On-screen grabber for video-capture
- Maximum 500 VC-Dot 9

Internal Video input



**Martin P3-050 Controller™**  
Video signal processor  
P/N 90721090

- Up to 100,000 pixels
- Supports input resolutions up to full HD (1920x1080)
- Maximum 500 VC-Dot 9

Media Server (Provided by others)

DVI Video input



**Martin P3-150 Controller™**  
Video signal processor  
P/N 90721015

- Up to 520,000 pixels
- Supports input resolutions up to full HD (1920x1080)
- Maximum 500 VC-Dot 9

DVI or 3G-SDI Video input

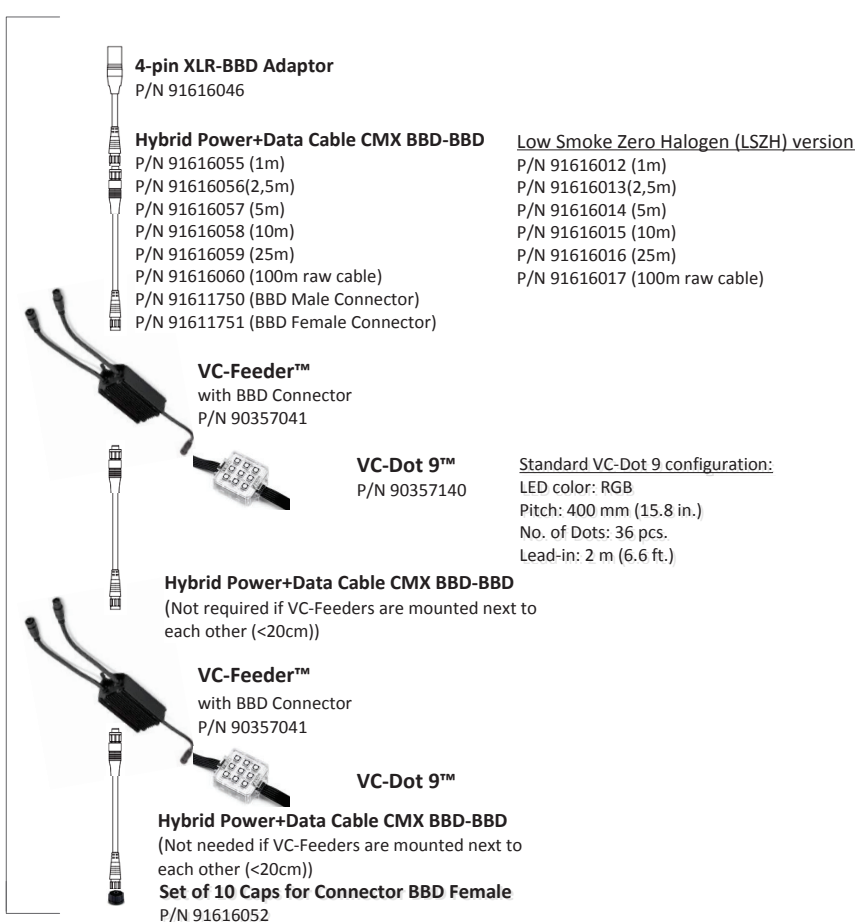



**Martin P3-300 Controller™**  
Video signal processor  
P/N 90721060

- Up to 2,080,000 pixels
- Supports input resolutions up to full HD (1920x1080)
- Maximum 500 VC-Dot 9

Maximum 100m Ethernet Cable between any 2 devices (extendable via Gigabit Switch or conversion to fiber)

## VC-Dot 9 generic layout



**4-pin XLR-BBD Adaptor**  
P/N 91616046

**Hybrid Power+Data Cable CMX BBD-BBD**  
P/N 91616055 (1m)  
P/N 91616056 (2,5m)  
P/N 91616057 (5m)  
P/N 91616058 (10m)  
P/N 91616059 (25m)  
P/N 91616060 (100m raw cable)  
P/N 91611750 (BBD Male Connector)  
P/N 91611751 (BBD Female Connector)

Low Smoke Zero Halogen (LSZH) version:  
P/N 91616012 (1m)  
P/N 91616013 (2,5m)  
P/N 91616014 (5m)  
P/N 91616015 (10m)  
P/N 91616016 (25m)  
P/N 91616017 (100m raw cable)

**VC-Feeder™**  
with BBD Connector  
P/N 90357041

**VC-Dot 9™**  
P/N 90357140

Standard VC-Dot 9 configuration:  
LED color: RGB  
Pitch: 400 mm (15.8 in.)  
No. of Dots: 36 pcs.  
Lead-in: 2 m (6.6 ft.)

**Hybrid Power+Data Cable CMX BBD-BBD**  
(Not required if VC-Feeders are mounted next to each other (<20cm))

**VC-Feeder™**  
with BBD Connector  
P/N 90357041

**VC-Dot 9™**

**Hybrid Power+Data Cable CMX BBD-BBD**  
(Not needed if VC-Feeders are mounted next to each other (<20cm))  
**Set of 10 Caps for Connector BBD Female**  
P/N 91616052

Total length from PowerPort to last VC-Feeder should be less than **50m** (not including the VC-Dot string itself)

Install blanking caps on all unused female connectors at end of chains

- Up to 4 daisy-chains per Powerport (one per output)
- Maximum VC-Dot 9 per PowerPort  
Up to 432 VC-Dot 9's per P3 PowerPort
- Maximum VC-Dot 9 per output  
Up to 108 VC-Dot 9's per daisy-chain
- Examples:  
3 strings of 36 VC-Dot 9's or  
4 strings of 27 VC-Dot 9's or  
6 strings of 18 VC-Dot 9's or ...

2m Lead-in Cable		5m Lead-in Cable (max)	
Dot Spacing [mm]	Max. Number Of Dots per String/ VC-Feeder [Pcs]	Dot Spacing [mm]	Max. Number Of Dots per String/ VC-Feeder [Pcs]
150	36	110	36
200	36	200	36
300	36	300	36
400	36 Std. Ver.	400	36
500	36	500	33
600	35	600	31
700	33	700	29
800	31	800	28
900	30	900	27
1000	29	1000	26
1100	27	1100	25
1200	26	1200	24
1300	26	1300	23
1400	25	1400	23
1500	24	1500	21
1600	23	1600	21
1700	23	1700	21
1800	22	1800	20
1900	22	1900	20
2000	21	2000	20

Configuration limitations:	
Maximum number of pixels per string:	36 Pcs.
Standard pixel spacing (pitch):	400 mm (15.8 in.)
Minimum pixel spacing (pitch):	150 mm (5.9 in.)
Maximum pixel spacing (pitch):	2000 mm (78.8 in.)
Standard lead-in cable length:	2000 mm (78.8 in.)
Maximum lead-in cable length:	5000 mm (196.9 in.)
One pixel = one Dot	

Please contact your local sales person for customized VC-Dot strings.

# GENERIC SYSTEM DIAGRAM – VC-DOT 9 WITH P3 CONTROL (PowerPort 1000 IP65)



## P3 Controllers



- Up to 20,736 pixels
- On-screen grabber for video-capture
- Maximum 500 VC-Dot 9

Internal Video input



- Up to 100,000 pixels
- Supports input resolutions up to full HD (1920x1080)
- Maximum 500 VC-Dot 9

**Martin P3-050 Controller™**  
Video signal processor  
P/N 90721090


Media Server (Provided by others)



- Up to 520,000 pixels
- Supports input resolutions up to full HD (1920x1080)
- Maximum 500 VC-Dot 9

**Martin P3-150 Controller™**  
Video signal processor  
P/N 90721015

DVI or 3G-SDI Video input




- Up to 2,080,000 pixels
- Supports input resolutions up to full HD (1920x1080)
- Maximum 500 VC-Dot 9

**Martin P3-300 Controller™**  
Video signal processor  
P/N 90721060

Maximum 100m Ethernet Cable between any 2 devices (extendable via Gigabit Switch or conversion to fiber)

## VC-Dot 9 generic layout



**Martin P3- PowerPort 1000 IP65™**  
P/N 90721080  
N — To next P3 PowerPort 1000 IP65

### Hybrid Power+Data Cable CMX BBD-BBD

P/N 91616055 (1m)  
P/N 91616056(2,5m)  
P/N 91616057 (5m)  
P/N 91616058 (10m)  
P/N 91616059 (25m)  
P/N 91616060 (100m raw cable)  
P/N 91611750 (BBD Male Connector)  
P/N 91611751 (BBD Female Connector)

### Low Smoke Zero Halogen (LSZH) version:

P/N 91616012 (1m)  
P/N 91616013(2,5m)  
P/N 91616014 (5m)  
P/N 91616015 (10m)  
P/N 91616016 (25m)  
P/N 91616017 (100m raw cable)

**VC-Feeder™**  
with BBD Connector  
P/N 90357041

**VC-Dot 9™**  
P/N 90357140

### Standard VC-Dot 9 configuration:

LED color: RGB  
Pitch: 400 mm (15.8 in.)  
No. of Dots: 36 pcs.  
Lead-in: 2 m (6.6 ft.)

**Hybrid Power+Data Cable CMX BBD-BBD**  
(Not required if VC-Feeders are mounted next to each other (<20cm))

**VC-Feeder™**  
with BBD Connector  
P/N 90357041

**VC-Dot 9™**

**Hybrid Power+Data Cable CMX BBD-BBD**  
(Not needed if VC-Feeders are mounted next to each other (<20cm))  
**Set of 10 Caps for Connector BBD Female**  
P/N 91616052

Total length from PowerPort to last VC-Feeder should be less than **50m** (not including the VC-Dot string itself)

Install blanking caps on all unused female connectors at end of chains

Up to 4 daisy-chains per Powerport (one per output)

Maximum VC-Dot 9 per PowerPort  
Up to 288 VC-Dot 9's per P3 PowerPort

Maximum VC-Dot 9 per output  
Up to 72 VC-Dot 9's per daisy-chain

Examples:

2 strings of 36 VC-Dot 9's or  
4 strings of 18 VC-Dot 9's or  
8 strings of 9 VC-Dot 9's or ...

2m Lead-in Cable		5m Lead-in Cable (max)	
Dot Spacing [mm]	Max. Number Of Dots per String/ VC-Feeder [Pcs]	Dot Spacing [mm]	Max. Number Of Dots per String/ VC-Feeder [Pcs]
150	36	110	36
200	36	200	36
300	36	300	36
400	36 Std. Ver.	400	36
500	36	500	33
600	35	600	31
700	33	700	29
800	31	800	28
900	30	900	27
1000	29	1000	26
1100	27	1100	25
1200	26	1200	24
1300	26	1300	23
1400	25	1400	23
1500	24	1500	21
1600	23	1600	21
1700	23	1700	21
1800	22	1800	20
1900	22	1900	20
2000	21	2000	20

### Configuration limitations:

Maximum number of pixels per string:	36 Pcs.
Standard pixel spacing (pitch):	400 mm (15.8 in.)
Minimum pixel spacing (pitch):	150 mm (5.9 in.)
Maximum pixel spacing (pitch):	2000 mm (78.8 in.)
Standard lead-in cable length:	2000 mm (78.8 in.)
Maximum lead-in cable length:	5000 mm (196.9 in.)

One pixel = one Dot

Please contact your local sales person for customized VC-Dot strings.

DMX Source

# GENERIC SYSTEM DIAGRAM – VC-DOT 9 WITH DMX CONTROL

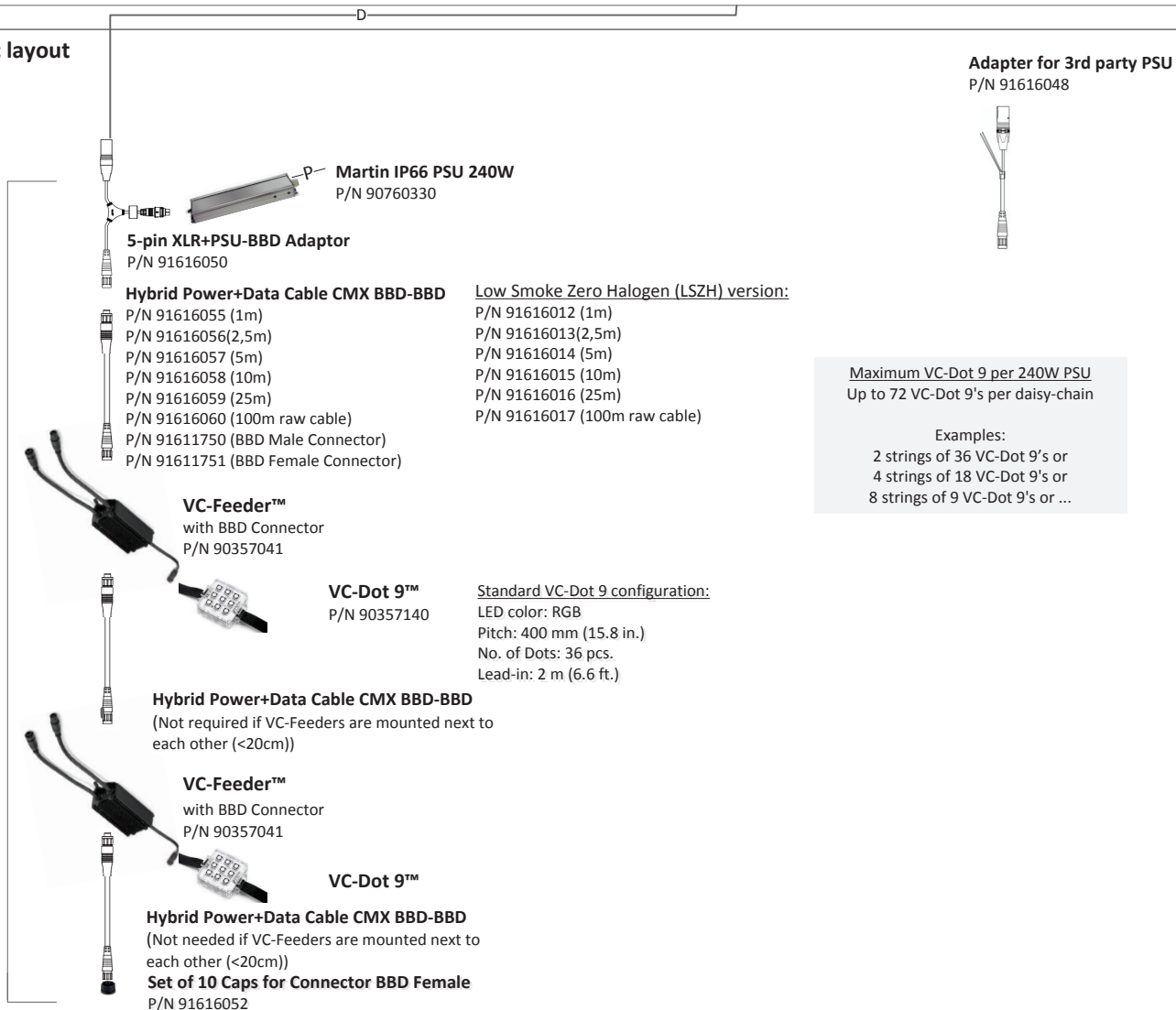


(PROVIDED BY OTHERS)

### DMX limitations with Pixel-level control (1 universe)

VC-Dot 9: 170 dots

## VC-Dot 9 generic layout



2m Lead-in Cable		5m Lead-in Cable (max)	
Dot Spacing [mm]	Max. Number Of Dots per String/ VC-Feeder [Pcs]	Dot Spacing [mm]	Max. Number Of Dots per String/ VC-Feeder [Pcs]
150	36	110	36
200	36	200	36
300	36	300	36
400	36 Std. Ver.	400	36
500	36	500	33
600	35	600	31
700	33	700	29
800	31	800	28
900	30	900	27
1000	29	1000	26
1100	27	1100	25
1200	26	1200	24
1300	26	1300	23
1400	25	1400	23
1500	24	1500	21
1600	23	1600	21
1700	23	1700	21
1800	22	1800	20
1900	22	1900	20
2000	21	2000	20

Configuration limitations:	
Maximum number of pixels per string:	36 Pcs.
Standard pixel spacing (pitch):	400 mm (15.8 in.)
Minimum pixel spacing (pitch):	150 mm (5.9 in.)
Maximum pixel spacing (pitch):	2000 mm (78.8 in.)
Standard lead-in cable length:	2000 mm (78.8 in.)
Maximum lead-in cable length:	5000 mm (196.9 in.)
One pixel = one Dot	

Please contact your local sales person for customized VC-Dot strings.

DMX Source

# GENERIC SYSTEM DIAGRAM – VC-DOT 9 WITH DMX CONTROL (DMX PowerPort 375)



(PROVIDED BY OTHERS)

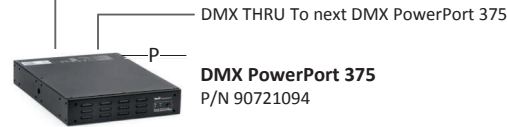


(PROVIDED BY OTHERS)

### DMX limitations with Pixel-level control (1 universe)

VC-Dot 9: 170 dots

## VC-Dot 9 generic layout



**4-pin XLR-BBD Adaptor**  
P/N 91616046

**Hybrid Power+Data Cable CMX BBD-BBD** Low Smoke Zero Halogen (LSZH) version:

P/N 91616055 (1m)	P/N 91616012 (1m)
P/N 91616056(2,5m)	P/N 91616013(2,5m)
P/N 91616057 (5m)	P/N 91616014 (5m)
P/N 91616058 (10m)	P/N 91616015 (10m)
P/N 91616059 (25m)	P/N 91616016 (25m)
P/N 91616060 (100m raw cable)	P/N 91616017 (100m raw cable)
P/N 91611750 (BBD Male Connector)	
P/N 91611751 (BBD Female Connector)	

**VC-Feeder™**  
with BBD Connector  
P/N 90357041

Total length from PowerPort to last VC-Feeder should be less than **50m** (not including the VC-Dot string itself)

**VC-Dot 9™**  
P/N 90357140

Standard VC-Dot 9 configuration:  
LED color: RGB  
Pitch: 400 mm (15.8 in.)  
No. of Dots: 36 pcs.  
Lead-in: 2 m (6.6 ft.)

**Hybrid Power+Data Cable CMX BBD-BBD**  
(Not required if VC-Feeders are mounted next to each other (<20cm))

**VC-Feeder™**  
with BBD Connector  
P/N 90357041

**VC-Dot 9™**

**Hybrid Power+Data Cable CMX BBD-BBD**  
(Not needed if VC-Feeders are mounted next to each other (<20cm))  
**Set of 10 Caps for Connector BBD Female**  
P/N 91616052

Install blanking caps on all unused female connectors at end of chains

Maximum VC-Dot 9 per DMX PowerPort 375 (240V input)  
Up to 108 VC-Dot 9's per daisy-chain

Examples:  
3 strings of 36 VC-Dot 9's or  
4 strings of 27 VC-Dot 9's or  
6 strings of 18 VC-Dot 9's or ...

Maximum VC-Dot 9 per DMX PowerPort 375 (120V input)  
Up to 72 VC-Dot 9's per daisy-chain

Examples:  
2 strings of 36 VC-Dot 9's or  
4 strings of 18 VC-Dot 9's or  
8 strings of 9 VC-Dot 9's or ...

2m Lead-in Cable		5m Lead-in Cable (max)	
Dot Spacing [mm]	Max. Number Of Dots per String/ VC-Feeder [Pcs]	Dot Spacing [mm]	Max. Number Of Dots per String/ VC-Feeder [Pcs]
150	36	110	36
200	36	200	36
300	36	300	36
400	36 Std. Ver.	400	36
500	36	500	33
600	35	600	31
700	33	700	29
800	31	800	28
900	30	900	27
1000	29	1000	26
1100	27	1100	25
1200	26	1200	24
1300	26	1300	23
1400	25	1400	23
1500	24	1500	21
1600	23	1600	21
1700	23	1700	21
1800	22	1800	20
1900	22	1900	20
2000	21	2000	20

### Configuration limitations:

Maximum number of pixels per string:	36 Pcs.
Standard pixel spacing (pitch):	400 mm (15.8 in.)
Minimum pixel spacing (pitch):	150 mm (5.9 in.)
Maximum pixel spacing (pitch):	2000 mm (78.8 in.)
Standard lead-in cable length:	2000 mm (78.8 in.)
Maximum lead-in cable length:	5000 mm (196.9 in.)

One pixel = one Dot

Please contact your local sales person for customized VC-Dot strings.