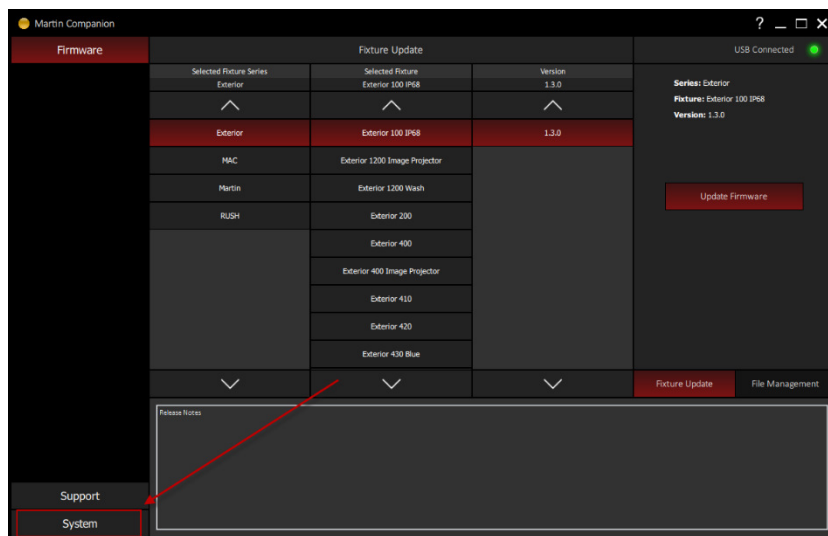


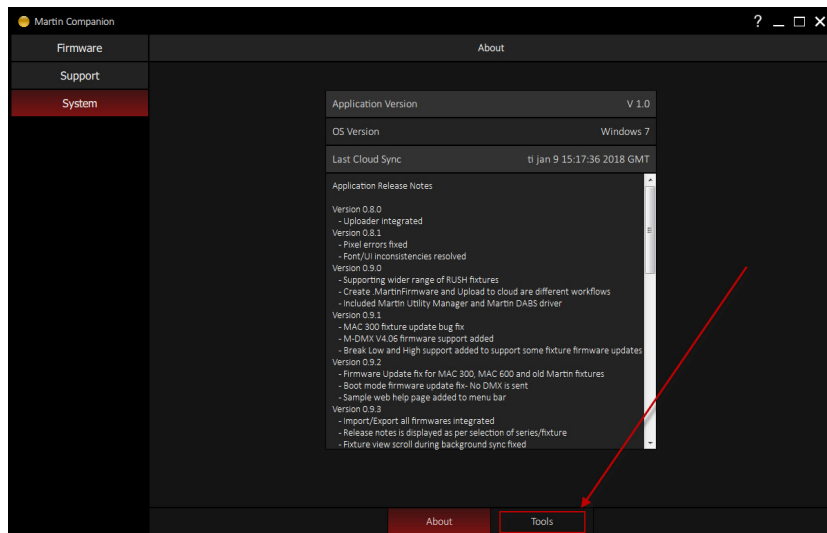
# Updating Martin USB-DMX device

Go to System -> Tools -> USB Device firmware update

## 1. Select "system"



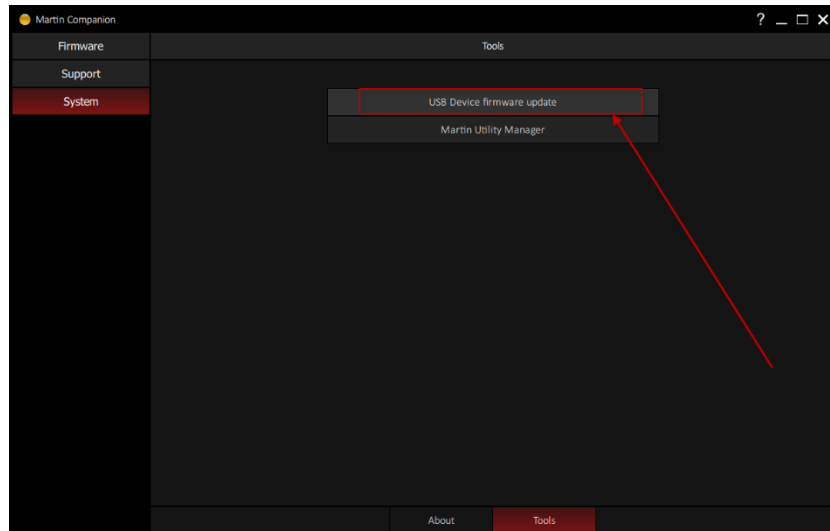
## 2. Select "Tools"



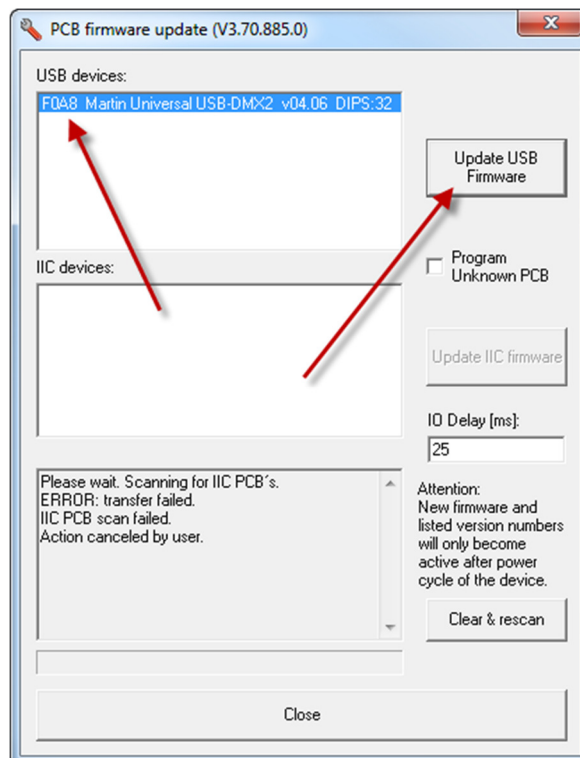
www.martin.com • Olof Palmes Allé 18 • DK-8200 Aarhus N • Denmark  
Tel. (+45) 8740 0000 • Fax (+45) 8740 0010

©2016 Martin Professional™ ApS. Information subject to change without notice. Martin Professional™ and all affiliated companies disclaim liability for any injury, damage, direct or indirect loss, consequential or economic loss or any other loss occasioned by the use of, inability to use or reliance on the information contained in this manual. Martin™, Harman™ and all other trademarks in this document pertaining to services or products by Martin Professional™ or its affiliates and subsidiaries are registered as the property of Harman International Industries.

3. Select "USB Device firmware upgrade"



4. Select the USB device. Note the ID number (in this case F0A8) Select "Update USB Firmware"



---

www.martin.com • Olof Palmes Allé 18 • DK-8200 Aarhus N • Denmark  
Tel. (+45) 8740 0000 • Fax (+45) 8740 0010

---

©2016 Martin Professional™ ApS. Information subject to change without notice. Martin Professional™ and all affiliated companies disclaim liability for any injury, damage, direct or indirect loss, consequential or economic loss or any other loss occasioned by the use of, inability to use or reliance on the information contained in this manual. Martin™, Harman™ and all other trademarks in this document pertaining to services or products by Martin Professional™ or its affiliates and subsidiaries are registered as the property of Harman International Industries.

### 5. Select "USB-DMX" Folder

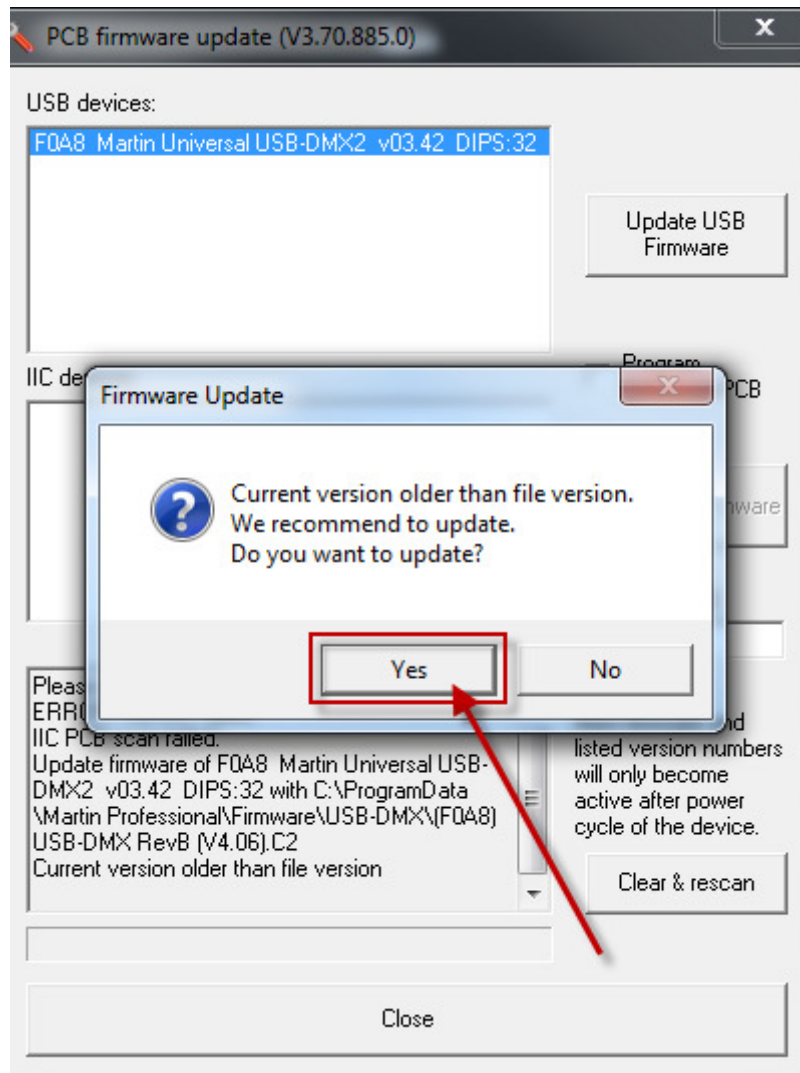
Name	Date modified	Type	Size
M1	01-12-2017 10:29	File folder	
M2GO-M2PC	01-12-2017 10:29	File folder	
M6	01-12-2017 10:29	File folder	
Maxxyz Compact	01-12-2017 10:29	File folder	
Maxxyz Modules	01-12-2017 10:29	File folder	
M-Play	01-12-2017 10:29	File folder	
M-Sync	01-12-2017 10:29	File folder	
M-Touch	01-12-2017 10:29	File folder	
PlaybackWing	01-12-2017 10:29	File folder	
USB-DMX	10-01-2018 07:37	File folder	

### 6. Select file with correct "ID number" and V4.06. In this case F0A8

Name	Date modified	Type
(F0A8) Universal USB-DMX RevB (V3.42) ...	09-05-2017 18:50	C2 File
(F0A8) USB-DMX RevB (V4.06).C2	07-09-2017 12:50	C2 File
(F0a9) USB-DMX2P (V4.06).C2	07-09-2017 12:47	C2 File
(F0AA) M-DMX (V4.06).C2	29-08-2017 18:23	C2 File
(F0AA) USB-DMX (V3.42) USB.C2	09-05-2017 18:50	C2 File
(F028) Universal USB-DMX RevA (V1.08) ...	09-05-2017 18:50	B6 File

d

7. Select “yes” to update, after update, select “close”



8. Disconnect the USB-DMX device and connect it again. Press “OK”

