

GENERIC SYSTEM DIAGRAM – EXTERIOR DOT-HP PRO (P3 PowerPort 2000)



Light Controller



(PROVIDED BY OTHERS)

- Up to 170 Exterior Dot-HP Pro per DMX universe (DMX Mode RGB)

P3 System Controllers



P3-PC System Controller
Free download

- Up to 20.736 pixels
- Supports input resolutions up to 1920x1080
- Up to 1296 Exterior Dot-HP Pro

HDMI or NDI Input



P3-175 System Controller
Video signal processor
P/N 90721100

- Up to 520.000 pixels
- Supports input resolutions up to 1920x1080
- Up to 2000 Exterior Dot-HP Pro

HDMI or NDI Input



P3-275 System Controller
Video signal processor
P/N 90721101

- Up to 1.040.000 pixels
- Supports input resolutions up to 3840x2160
- Up to 6000 Exterior Dot-HP Pro

Media Server (Provided by others)

Art-Net / sACN

P3

Maximum 100m Ethernet Cable between Controller and PowerPort (extendable via Gigabit Switch or conversion to fiber)

Exterior Dot-HP Pro generic layout

P3 PowerPort 2000
P/N MAR-90721200



—To next P3 PowerPort 2000



Power + Data Extension Cable, Install Type, DCE to DCE

- P/N MAR-91700100 (1m) P/N MAR-91700105 (100m raw cable)
- P/N MAR-91700101 (2,5m) P/N MAR-91700106 (100m LSZH raw cable)
- P/N MAR-91700102 (5m) P/N MAR-91700107 (DCE Male Connector)
- P/N MAR-91700103 (10m) P/N MAR-91700108 (DCE Female Connector)
- P/N MAR-91700104 (25m)



Exterior Dot-HP Pro

- P/N MAR-90581000 - Exterior Dot-HP Pro, clear front, Alu
- P/N MAR-90581010 - Exterior Dot-HP Pro, diffused dome, Alu



Hybrid Power+Data Cable DCE-DCE

(Not required if Exterior Dot-HP Pro are mounted next to each other (<50cm))



Hybrid Power+Data Cable DCE-DCE



DCE DataSplitterBooster IP

P/N MAR-91721204
(Optional: For distance extension and for splitting the signal into two chains of fixtures)



Hybrid Power+Data Cable DCE-DCE



Cap for Connector DCE Female

P/N MAR-91700110

* distances can be extended (extra 90m) using the DCE DataSplitterBooster IP

Max. distance between source (P3 PowerPort 2000) and first Exterior Dot-HP Pro in daisy-chain: **90m***

Max. distance between two daisy-chained Exterior Dot-HP Pro: **90m***

Max. distance between Exterior Dot-HP Pro and DataSplitterBooster IP: **90m***

Max. distance between DataSplitterBooster IP and Exterior Dot-HP Pro: **90m***

Install blanking caps on all unused female connectors at end of chains

Max. permitted number of dots per P3 PowerPort 2000 output

Total cable length**	Max. permitted number of dots per P3 PowerPort 2000 output	
	Full Power mode	Half Power mode
Up to 50m (164ft.)*	56 pcs	104 pcs
50 - 100m (164 - 328ft.)*	33 pcs	72 pcs
100 - 150m (328 - 492ft.)*	22 pcs	47 pcs
150 - 200m (492 - 656ft.)*	17 pcs	34 pcs

* If the total cable length is not given in the table, respect the maximum total number of dots given for the next highest length.

** Including cable tails on Dots (2 x 25 cm or 2 x 10 inch. per Ext Dot-HP Pro)

Accessories:

Dot-HP Pro Flange Bracket, 10 pcs:
P/N MAR-90581012

CABLES:
D - DMX CABLE F - FIBER OPTIC CABLE (PROVIDED BY OTHERS) H - HYBRID CABLE (PROVIDED BY MARTIN) P - POWER CABLE V - VIDEO CABLE (PROVIDED BY OTHERS) N - CAT5e STP CABLE (PROVIDED BY OTHERS)

Information subject to change without notice. HARMAN Professional Denmark ApS disclaims liability for any injury, damage, direct or indirect loss, consequential or economic loss or any other loss occasioned by the use of, inability to use or reliance on the information contained in this document. Rev B - 23-09-2024

GENERIC SYSTEM DIAGRAM – EXTERIOR DOT-HP PRO (P3 PowerPort 500 IP Install)



Light Controller



(PROVIDED BY OTHERS)

- Up to 170 Exterior Dot-HP Pro per DMX universe (DMX Mode RGB)

Art-Net / sACN

P3 System Controllers



P3-PC System Controller
Free download

- Up to 20.736 pixels
- Supports input resolutions up to 1920x1080
- Up to 1296 Exterior Dot-HP Pro

NDI or ScreenCapture Input

HDMI or NDI Input



P3-175 System Controller
Video signal processor
P/N 90721100

- Up to 520.000 pixels
- Supports input resolutions up to 1920x1080
- Up to 2000 Exterior Dot-HP Pro



P3-275 System Controller
Video signal processor
P/N 90721101

- Up to 1.040.000 pixels
- Supports input resolutions up to 3840x2160
- Up to 6000 Exterior Dot-HP Pro

HDMI or NDI Input

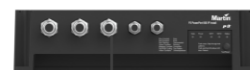
Media Server (Provided by others)

P3

Maximum 100m Ethernet Cable between Controller and PowerPort (extendable via Gigabit Switch or conversion to fiber)

Exterior Dot-HP Pro generic layout

P3 PowerPort 500 IP Install
P/N MAR-90721202



N — To next P3 PowerPort 500 IP Install

Max. distance between source (P3 PowerPort 500 IP Install) and first Exterior Dot-HP Pro in daisy-chain: **90m***

Power + Data Extension Cable, Install Type, DCE to DCE

- P/N MAR-91700100 (1m) P/N MAR-91700105 (100m raw cable)
- P/N MAR-91700101 (2,5m) P/N MAR-91700106 (100m LSZH raw cable)
- P/N MAR-91700102 (5m) P/N MAR-91700107 (DCE Male Connector)
- P/N MAR-91700103 (10m) P/N MAR-91700108 (DCE Female Connector)
- P/N MAR-91700104 (25m)



Exterior Dot-HP Pro

- P/N MAR-90581000 - Exterior Dot-HP Pro, clear front, Alu
- P/N MAR-90581010 - Exterior Dot-HP Pro, diffused dome, Alu

Max. distance between two daisy-chained Exterior Dot-HP Pro: **90m***

Hybrid Power+Data Cable DCE-DCE

(Not required if Exterior Dot-HP Pro are mounted next to each other (<50cm))



Max. distance between Exterior Dot-HP Pro and DataSplitterBooster IP: **90m***

Hybrid Power+Data Cable DCE-DCE



DCE DataSplitterBooster IP

- P/N MAR-91721204
- (Optional: For distance extension and for splitting the signal into two chains of fixtures)

Max. distance between DataSplitterBooster IP and Exterior Dot-HP Pro: **90m***

Hybrid Power+Data Cable DCE-DCE



Cap for Connector DCE Female
P/N MAR-91700110

Install blanking caps on all unused female connectors at end of chains

* distances can be extended (extra 90m) using the DCE DataSplitterBooster IP

Max. permitted number of dots per P3 PowerPort 500IP Install

Total cable length**	Max. permitted number of dots per P3 PowerPort 500IP Install	
	Full Power mode	Half Power mode
Up to 50m (164ft.)*	56 pcs	104 pcs
50 - 100m (164 - 328ft.)*	33 pcs	72 pcs
100 - 150m (328 - 492ft.)*	22 pcs	47 pcs
150 - 200m (492 - 656ft.)*	17 pcs	34 pcs

* If the total cable length is not given in the table, respect the maximum total number of dots given for the next highest length.

** Including cable tails on Dots (2 x 25 cm or 2 x 10 inch. per Ext Dot-HP Pro)

Accessories:

Dot-HP Pro Flange Bracket, 10 pcs:
P/N MAR-90581012

CABLES:
D - DMX CABLE F - FIBER OPTIC CABLE (PROVIDED BY OTHERS) H - HYBRID CABLE (PROVIDED BY MARTIN) P - POWER CABLE V - VIDEO CABLE (PROVIDED BY OTHERS) N - CAT5e STP CABLE (PROVIDED BY OTHERS)

Information subject to change without notice. HARMAN Professional Denmark ApS disclaims liability for any injury, damage, direct or indirect loss, consequential or economic loss or any other loss occasioned by the use of, inability to use or reliance on the information contained in this document. Rev B - 23-09-2024

GENERIC SYSTEM DIAGRAM – EXTERIOR DOT-HP PRO (DCE PSU 240 IP)



Light Controller



(PROVIDED BY OTHERS)

- Up to 170 Exterior Dot-HP Pro per DMX universe (DMX Mode RGB)

Art-Net / sACN

P3 System Controllers



P3-PC System Controller
Free download

- Up to 20.736 pixels
- Supports input resolutions up to 1920x1080
- Up to 1296 Exterior Dot-HP Pro

NDI or ScreenCapture Input

HDMI or NDI Input



P3-175 System Controller
Video signal processor
P/N 90721100

- Up to 520.000 pixels
- Supports input resolutions up to 1920x1080
- Up to 2000 Exterior Dot-HP Pro



P3-275 System Controller
Video signal processor
P/N 90721101

- Up to 1.040.000 pixels
- Supports input resolutions up to 3840x2160
- Up to 6000 Exterior Dot-HP Pro

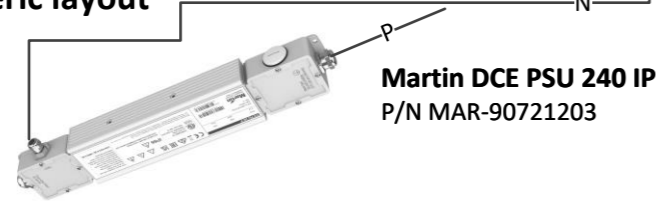
HDMI or NDI Input

Media Server (Provided by others)

P3

Maximum 100m Ethernet Cable between Controller and PowerPort (extendable via Gigabit Switch or conversion to fiber)

Exterior Dot-HP Pro generic layout



Martin DCE PSU 240 IP
P/N MAR-90721203

Max. distance between source (DCE PSU 240 IP) and first Exterior Dot-HP Pro in daisy-chain: **90m***

Power + Data Extension Cable, Install Type, DCE to DCE

- P/N MAR-91700100 (1m) P/N MAR-91700105 (100m raw cable)
- P/N MAR-91700101 (2,5m) P/N MAR-91700106 (100m LSZH raw cable)
- P/N MAR-91700102 (5m) P/N MAR-91700107 (DCE Male Connector)
- P/N MAR-91700103 (10m) P/N MAR-91700108 (DCE Female Connector)
- P/N MAR-91700104 (25m)



Exterior Dot-HP Pro

- P/N MAR-90581000 - Exterior Dot-HP Pro, clear front, Alu
- P/N MAR-90581010 - Exterior Dot-HP Pro, diffused dome, Alu

Max. distance between two daisy-chained Exterior Dot-HP Pro: **90m***

Hybrid Power+Data Cable DCE-DCE

(Not required if Exterior Dot-HP Pro are mounted next to each other (<50cm))



Hybrid Power+Data Cable DCE-DCE

Max. distance between Exterior Dot-HP Pro and DataSplitterBooster IP: **90m***

DCE DataSplitterBooster IP

- P/N MAR-91721204
- (Optional: For distance extension and for splitting the signal into two chains of fixtures)

Max. distance between DataSplitterBooster IP and Exterior Dot-HP Pro: **90m***

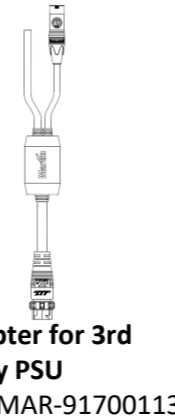
Hybrid Power+Data Cable DCE-DCE



Cap for Connector DCE Female
P/N MAR-91700110

Install blanking caps on all unused female connectors at end of chains

* distances can be extended (extra 90m) using the DCE DataSplitterBooster IP



Adapter for 3rd party PSU
P/N MAR-91700113

Maximum permitted number of dots per DCE PSU 240 IP

Total cable length**	Maximum permitted number of dots per DCE PSU 240 IP	
	Full Power mode	Half Power mode
Up to 50m (164ft.)*	29 pcs	56 pcs
50 - 100m (164 - 328ft.)*	25 pcs	50 pcs
100 - 150m (328 - 492ft.)*	21 pcs	42 pcs
150 - 200m (492 - 656ft.)*	17 pcs	32 pcs

* If the total cable length is not given in the table, respect the maximum total number of dots given for the next highest length.

** Including cable tails on Dots (2 x 25 cm or 2 x 10 inch. per Ext Dot-HP Pro)

Accessories:

Dot-HP Pro Flange Bracket, 10 pcs:
P/N MAR-90581012

CABLES:
D - DMX CABLE F - FIBER OPTIC CABLE (PROVIDED BY OTHERS) H - HYBRID CABLE (PROVIDED BY MARTIN) P - POWER CABLE V - VIDEO CABLE (PROVIDED BY OTHERS) N - CAT5e STP CABLE (PROVIDED BY OTHERS)

Information subject to change without notice. HARMAN Professional Denmark ApS disclaims liability for any injury, damage, direct or indirect loss, consequential or economic loss or any other loss occasioned by the use of, inability to use or reliance on the information contained in this document. Rev B - 23-09-2024