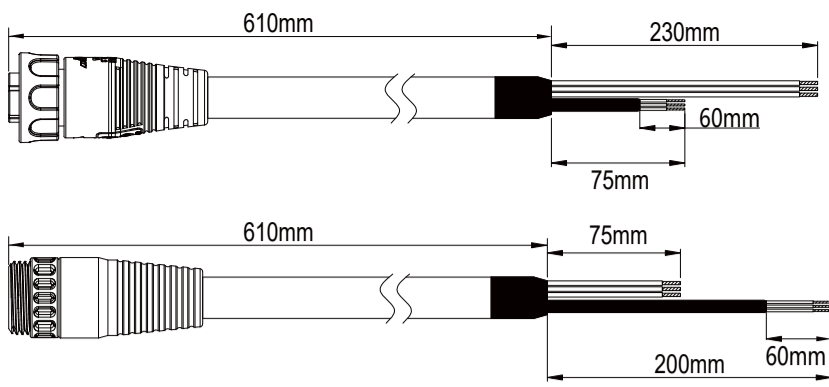
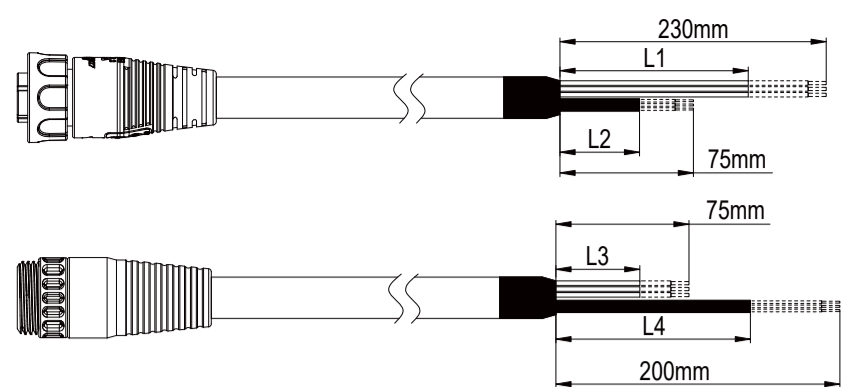


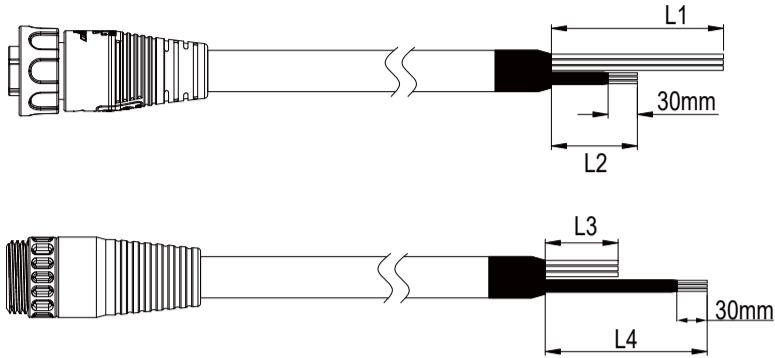
Cable modification instruction



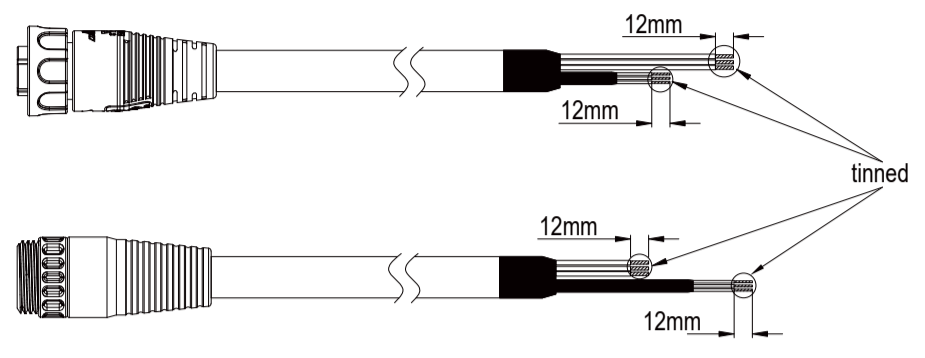
The standard PD cable (male and female) is suitable for Exterior Wash Pro XL. When used for Exterior Wash Pro L,M,S models, it must be modified to suitable lengths as per following steps.



Step 1. Use cutting pliers to cut power cable and DMX cable from 230mm to L1, 75mm to L2 in female, from 75mm to L3, 200mm to L4 in male. L1, L2, L3, L4 based on which variants fixture in table 1.

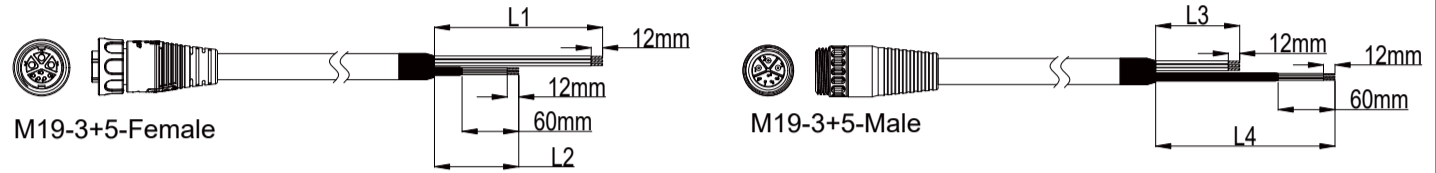


Step 2. Use cutting pliers to peel the black shrinkage tube on DMX wire to expose 30mm



Step 3. Use wire strippers to peel cable jacket of each wire to expose 12mm, then tinned by dipping or soldering.

Length(mm)	L1	L2	L3	L4
Pro S	85mm	65mm	70mm	95mm
Pro M	105mm	60mm	60mm	100mm
Pro L	170mm	70mm	70mm	160mm




© 2023 HARMAN Professional Denmark ApS PROPRIETARY AND CONFIDENTIAL PROPERTY OF HARMAN. DO NOT DISCLOSE, REPRODUCE, OR PUBLISH WITHOUT WRITTEN HARMAN APPROVAL. ROHS RESTRICTION OF HAZARDOUS SUBSTANCES ALL MATERIALS USED IN THIS PART MUST BE ROHS COMPLIANT. SUPPLIER SHALL PROVIDE A CERTIFICATE OF ROHS COMPLIANCE WITH THE FIRST ARTICLE.	Material	FIRST ANGLE PROJECTION	HARMAN Professional Denmark ApS Olof Palmes Allé 44 DK 8200 Aarhus N	
	General linear tolerance			TITLE (Model in view)
	General angular tolerance			Surface treatment
	General geometrical tolerance			Color
DIMENSIONS SHOWN ARE FOR REFERENCE AND INSPECTION ONLY. REFER TO CAD MODEL PROVIDED WITH THIS DRAWING FOR OVERALL DEFINITION OF PART GEOMETRY.		Project number	NO. MAR-91700020 / MAR-91700022 REV B SIZE A4 SCALE 1:2 UNIT mm DO NOT SCALE SHEET OF DRAWING 1 5	

Housing screw 1-7
 Tool: Electric screwdriver +H5 torx screw head
 Torque: loose/Lock 4.0-4.5Nm



M6 vent valve
 Tool: Electric screwdriver +10mm sleeve head
 Torque: loose/Lock 0.18-0.2Nm
 Vacuum test: negative pressure, set pressure -50kpa, pressure holding and test time 30 seconds, accept the standard 2.5kpa Max leakage

Cable gland
 Tool: 22mm torque wrench
 Torque: loose 2.2Nm, Lock 2.6Nm



Crimping plate screw 1-4
 Tool: Electric screwdriver +T20 screw head
 Torque: loose 2-3Nm, Lock 0.8-0.9Nm
 Reassembly requires thread glue (Loctite 222)

© 2023 HARMAN Professional Denmark ApS PROPRIETARY AND CONFIDENTIAL PROPERTY OF HARMAN. DO NOT DISCLOSE, REPRODUCE, OR PUBLISH WITHOUT WRITTEN HARMAN APPROVAL. ROHS RESTRICTION OF HAZARDOUS SUBSTANCES ALL MATERIALS USED IN THIS PART MUST BE ROHS COMPLIANT. SUPPLIER SHALL PROVIDE A CERTIFICATE OF ROHS COMPLIANCE WITH THE FIRST ARTICLE.	Material	FIRST ANGLE PROJECTION	HARMAN Professional Denmark ApS Olof Palmes Allé 44 DK 8200 Aarhus N	
	General linear tolerance			TITLE (Model in view)
	General angular tolerance			Surface treatment
	General geometrical tolerance			Color
DIMENSIONS SHOWN ARE FOR REFERENCE AND INSPECTION ONLY. REFER TO CAD MODEL PROVIDED WITH THIS DRAWING FOR OVERALL DEFINITION OF PART GEOMETRY.		Project number	NO. REV B SIZE A4 SCALE 1:2 UNIT mm DO NOT SCALE SHEET OF DRAWING 2 5	

Housing screw 1-7
 Tool: Electric screwdriver +H5 torx screw head
 Torque: loose/Lock 4.0-4.5Nm



M12 vent valve
 Tool: Electric screwdriver +16mm sleeve head
 Torque: loose/Lock 0.7-0.8Nm
 Vacuum test: negative pressure, set pressure -50kpa, pressure holding and test time 30 seconds, accept the standard 2.5kpa Max leakage

Cable gland
 Tool: 22mm torque wrench
 Torque: loose 2.2Nm, Lock 2.6Nm





Crimping plate screw 1-4
 Tool: Electric screwdriver +T20 screw head
 Torque: loose 2-3Nm, Lock 0.8-0.9Nm
 Reassembly requires thread glue (Loctite 222)

© 2023 HARMAN Professional Denmark ApS PROPRIETARY AND CONFIDENTIAL PROPERTY OF HARMAN. DO NOT DISCLOSE, REPRODUCE, OR PUBLISH WITHOUT WRITTEN HARMAN APPROVAL. ROHS RESTRICTION OF HAZARDOUS SUBSTANCES ALL MATERIALS USED IN THIS PART MUST BE ROHS COMPLIANT. SUPPLIER SHALL PROVIDE A CERTIFICATE OF ROHS COMPLIANCE WITH THE FIRST ARTICLE.	Material	FIRST ANGLE PROJECTION	HARMAN Professional Denmark ApS Olof Palmes Allé 44 DK 8200 Aarhus N	
	General linear tolerance			TITLE (Model in view)
	General angular tolerance			Surface treatment
	General geometrical tolerance			Color
DIMENSIONS SHOWN ARE FOR REFERENCE AND INSPECTION ONLY. REFER TO CAD MODEL PROVIDED WITH THIS DRAWING FOR OVERALL DEFINITION OF PART GEOMETRY.		Project number	NO. REV B SIZE A4 SCALE 1:2 UNIT mm DO NOT SCALE SHEET OF DRAWING 3 5	

Housing screw 1-10
 Tool: Electric screwdriver +H5 torx screw head
 Torque: loose/Lock 4.0-4.5Nm

M12 vent valve
 Tool: Electric screwdriver +16mm sleeve head
 Torque: loose/Lock 0.7-0.8Nm
 Vacuum test: negative pressure, set pressure -50kpa, pressure holding and test time 30 seconds, accept the standard 2.5kpa Max leakage

Cable gland
 Tool: 22mm torque wrench
 Torque: loose 2.2Nm,Lock 2.6Nm



Crimping plate screw 1-4
 Tool: Electric screwdriver +T20 screw head
 Torque: loose 2-3Nm,Lock 0.8-0.9Nm
 Reassembly requires thread glue (Loctite 222)

© 2023 HARMAN Professional Denmark Aps
 PROPRIETARY AND CONFIDENTIAL PROPERTY OF HARMAN. DO NOT DISCLOSE, REPRODUCE, OR PUBLISH WITHOUT WRITTEN HARMAN APPROVAL.

ROHS
 RESTRICTION OF HAZARDOUS SUBSTANCES
 ALL MATERIALS USED IN THIS PART MUST BE ROHS COMPLIANT.
 SUPPLIER SHALL PROVIDE A CERTIFICATE OF ROHS COMPLIANCE WITH THE FIRST ARTICLE.

Material	FIRST ANGLE PROJECTION
General linear tolerance	
General angular tolerance	Surface treatment
General geometrical tolerance	Color
DIMENSIONS SHOWN ARE FOR REFERENCE AND INSPECTION ONLY. REFER TO CAD MODEL PROVIDED WITH THIS DRAWING FOR OVERALL DEFINITION OF PART GEOMETRY.	
Project number	



TITLE (Model in view)	
How to change of Power and DMX cables-L	
NO.	REV B
SIZE A4	SCALE UNIT mm DO NOT SCALE DRAWING SHEET OF 4 5

HARMAN Professional Denmark Aps Olof Palmes Allé 44 DK 8200 Aarhus N	
TITLE (Model in view)	
How to change of Power and DMX cables-L	
NO.	REV B
SIZE A4	SCALE UNIT mm DO NOT SCALE DRAWING SHEET OF 4 5

Housing screw 1-10
 Tool: Electric screwdriver +H5 torx screw head
 Torque: loose/Lock 4.0-4.5Nm

M12 vent valve
 Tool: Electric screwdriver +16mm sleeve head
 Torque: loose/Lock 0.7-0.8Nm
 Vacuum test: negative pressure, set pressure -50kpa, pressure holding and test time 30 seconds, accept the standard 2.5kpa Max leakage

Cable gland
 Tool: 22mm torque wrench
 Torque: loose 2.2Nm,Lock 2.6Nm



Crimping plate screw 1-4
 Tool: Electric screwdriver +T20 screw head
 Torque: loose 2-3Nm,Lock 0.8-0.9Nm
 Reassembly requires thread glue (Loctite 222)

© 2023 HARMAN Professional Denmark Aps
 PROPRIETARY AND CONFIDENTIAL PROPERTY OF HARMAN. DO NOT DISCLOSE, REPRODUCE, OR PUBLISH WITHOUT WRITTEN HARMAN APPROVAL.

ROHS
 RESTRICTION OF HAZARDOUS SUBSTANCES
 ALL MATERIALS USED IN THIS PART MUST BE ROHS COMPLIANT.
 SUPPLIER SHALL PROVIDE A CERTIFICATE OF ROHS COMPLIANCE WITH THE FIRST ARTICLE.

Material	FIRST ANGLE PROJECTION
General linear tolerance	
General angular tolerance	Surface treatment
General geometrical tolerance	Color
DIMENSIONS SHOWN ARE FOR REFERENCE AND INSPECTION ONLY. REFER TO CAD MODEL PROVIDED WITH THIS DRAWING FOR OVERALL DEFINITION OF PART GEOMETRY.	
Project number	

TITLE (Model in view)	
How to change of Power and DMX cables-XL	
NO.	REV B
SIZE A4	SCALE UNIT mm DO NOT SCALE DRAWING SHEET OF 5 5

HARMAN Professional Denmark Aps Olof Palmes Allé 44 DK 8200 Aarhus N	
TITLE (Model in view)	
How to change of Power and DMX cables-XL	
NO.	REV B
SIZE A4	SCALE UNIT mm DO NOT SCALE DRAWING SHEET OF 5 5